

Back To School

I N T E R V I E W

printables



A **differentiated** activity for back to school.



Grade One



SNAPSHOTS

**Back to
School**

Interview Directions

This product contains differentiated interview forms for your students to use when they interview a classmate. You might choose to provide each student with the same form, or you can differentiate based on your understanding of your students' needs. The forms have slightly different questions, so you can choose which you prefer.


Before giving the forms to your students, you might wish to demonstrate the interview by interviewing one of the students yourself.


After the students have interviewed each other, it is ideal to gather the students together once again and share out information that was gathered. You could either ask for volunteers or go around in a circle sharing information about each partner.


For the page with illustrations of dice, the intention is that each student rolls a die to determine which section from the Interview will be shared with the whole class. This adds fun and chance to the sharing session. Depending on the length of time you have available, you could have students roll the die only once, or more times! Alternately, you could put the students into small groups and have the students take turns rolling a die and then go around the small group each answering that particular question.


Back to School Interview


Find a partner. Ask your partner the questions and write down the answers. Once the class is completed, you will share your partner's name and age. Then you will roll a die to determine which other fact you will share!


What is your name? 


How old are you? 


What did you do during the summer break? 

What do you like to do for fun? 

Tell me about one of your talents. 

Tell me about a place you like to go to. 

What snack do you like the most? 

If you could have any animal as a pet, what would it be? 

Enjoy!



Back to School

Interview



Find a partner. Ask your partner the questions and write down the answers. For the last question, check off all of the boxes that apply.



What is your name?

How old are you?

What do you do for fun?



Back to
School

Interview




Find a partner. Ask your partner the questions and write down the answers. For the last question, check off all of the boxes that apply.



What is your name?

How old are you?

Which of these animals do you like the best?



**Back to
School**

Interview


Find a partner. Ask your partner the questions and write down the answers.



What is your name?

How old are you?

What do you do for fun?



**Back to
School**

[Empty rectangular box for student name]

Interview

Find a partner. Ask your partner the questions and write down the answers.



What is your name?


[Handwriting lines for the answer to 'What is your name?']

How old are you?

[Handwriting lines for the answer to 'How old are you?']

What animals do you like?

[Handwriting lines for the answer to 'What animals do you like?']



**Back to
School**

Interview


Find a partner. Ask your partner the questions and write down the answers.



What is your name?

How old are you?

What do you do for fun?



**Back to
School**




Interview

Find a partner. Ask your partner the questions and write down the answers.

What is your name?

How old are you?

What animals do you like?



**Back to
School**

Interview

Find a partner. Ask your partner the questions and write down the answers.



What is your name?

How old are you?

What did you do during the summer break?

What do you like to do for fun?

Tell me about one of your talents.

Tell me about a place you like to go to.

What snack do you like the most?

If you could have any animal as a pet, what would it be?

**Back to
School**

Interview

Find a partner. Ask your partner the questions and write down the answers. Once the class is completed, you will share your partner's name and age. Then you will roll a die to determine which other fact you will share!



What is your name?

How old are you?

What did you do during the summer break?

What do you like to do for fun?

Tell me about one of your talents.

Tell me about a place you like to go to.










What snack do you like the most?

If you could have any animal as a pet, what would it be?



**Back to
School**

Seek and Find

Find someone who has done an activity pictured below. Print their name or initials in the box. Try to fill every box with a different friend's name. When you go up to someone, ask them "Have you...?"

played Frisbee 	built a sand castle 	gone boating 
had a picnic 	roasted marshmallows 	caught a bug 
eaten watermelon 	used a camera 	gone fishing 

Credits



Thank You

Thank you for your purchase! This product was created by Grade One Snapshots. Please let me know what you think of this download by leaving a comment via your "My Purchases" page. Please remember that this product is for one classroom only. Additional licenses are available.

Please stay in touch!



<https://www.facebook.com/GradeOneSnapshots/>



<https://www.instagram.com/gradeonesnapshots/>



<http://gradeonesnapshots.blogspot.ca/>

<https://www.teacherspayteachers.com/Store/Grade-One-Snapshots>